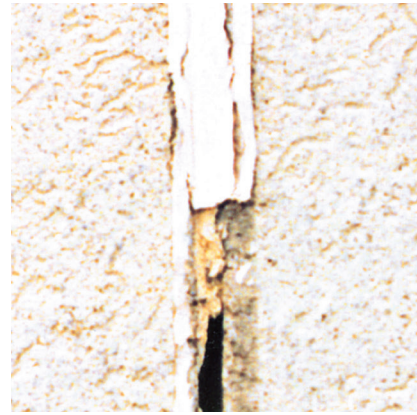


P Pecora Sil-Span Application Instructions



1. Locate sealant failure (shown in expansion joint)



2. Use a straightedge to mark width of the required Sil-Span



3. Clean area with alcohol and prime if necessary



4. Apply Pecora 864NST adhesive/sealant to both sides of the joint



5. Apply Sil-Span to the prepared joint substrate



6. Remove excess caulk, trim ends, and terminate with a cap bead of 864NST

Note: For profiles 2" or less, the applied bead of 864NST should spread to a width of approximately 3/8". For profiles greater than 2", the applied bead of 864NST should spread to a width of approximately 1/2". (Coverage may vary depending on porosity and texture of substrate.)

PECORA PROTECTS.


The Pecora promise is about more than high quality sealants, air barriers, and traffic coatings. It's a promise to you, to your project, to your reputation. We're hands-on and always here when you need us. Ready to make recommendations, answer questions, work through decisions, and help you find the best solution for your job. It's a promise of partnership. Pecora — protecting projects and reputations since 1862.


Pecora is a member of and supports: SWRI, CSI, AIA, ICRI, ABAA, USGBC, IPI. Pecora is ISO 9001:2008 certified. Pecora products are proudly made in America.

165 Wambold Road, Harleysville PA 19438 | 800.523.6688 | pecora.com
Printed 09.16

PECORA CORPORATION
Architectural Weatherproofing Products

PECORA SIL-SPAN





Restoration Made Easy

Joint sealant failures remain a common — and harmful — issue over a building's lifespan. Traditionally, repairing joint sealant failures involved removing failed sealant and surface preparation — often resulting in substrate damage and huge labor costs (especially for exterior insulation and finish systems, or EIFS).

Pecora's Sil-Span Preformed Silicone Profiles provide an alternative to the traditional method of repairing failed sealant joints. Sil-Span "bridges" over the joint to waterproof the building envelope while maintaining the original aesthetic of the substrate — saving you time and budget.

Sil-Span is made of a specially formulated high-molecular weight, low-modulus silicone compound which is extruded into preformed strips or custom shapes. This advanced silicone technology is easy to apply, comes in many widths and colors, adheres to most common substrates, and will not stain adjacent surfaces. Its design properties suit a variety of construction applications with expansion joints.

Sil-Span can also correct failures in areas of the building envelope which prove difficult or almost impossible to replace or reseal through conventional methods, including metal curtain walls, stucco, skylights, roofing details, reglets, coping stones, and flashing details.

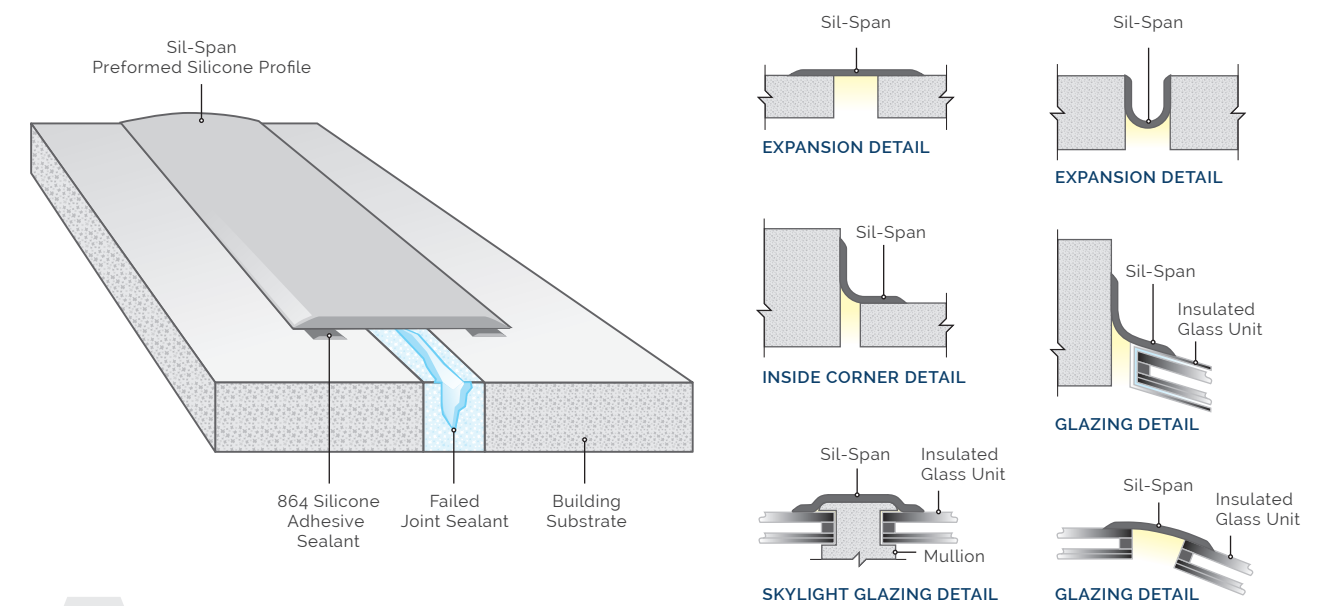


SIL-SPAN PROPERTIES:

- 200% movement capability
- Resistance to ultraviolet rays & weathering
- Wide temperature performance range
- High tear resistance
- Minimal dirt pick-up

Typical Sil-Span Applications


Sil-Span's design properties suit a variety of construction applications with expansion joints including EIFS. Sil-Span also accommodates glass-to-glass and glass-to-metal glazing details where the bond between materials fails to effectively bridge the gap and create a clean, even sight line — including for skylight or glazing repair.



Advanced Silicone Technology for Restoration

CUSTOMIZE YOUR SIL-SPAN PROJECT

Pecora can texture match Sil-Span to the most common building substrates. Matte and Coarse textures are available by special order in an almost unlimited range of computer-matched custom colors. Sil-Span is available by special order for custom shapes, scored for additional flexibility, or in sizes up to 12' wide.



COARSE MATTE SMOOTH

864NST SILICONE BONDING/ADHESIVE SEALANT

As the bond between Sil-Span and the substrate, 864NST exhibits outstanding adhesion to many substrates including rough textures such as EIFS and exposed aggregate.

